



March

Minneapolis, Minnesota U.S.A.

2025

Lots Of Pilots Get Out For Some February Flying

by Tom Hall

The winter of 2025 has been somewhat mild. Not to the extent of the previous year's winter, however. The club has seen a couple of measurable snowfalls, but there have also been some warmups that have melted most of the snow away.



On Monday, February 24th, the pits at the Jordan field were full of pilots getting their planes ready for the air. (Photo by Tom Hall)

The Jordan Field has been accessible for almost all the winter. The access road was plowed after the various snowfalls, and it was easy to get down to the shelter.


On Sunday, February 23rd, and Monday, February 24th, if you happened down to the TCRC field, you would have found it full of pilots. Nothing special had been scheduled. Evidently a lot of members found the temperature and time right to get out and do some flying.

There were a handful of pilots on Sunday, but the crowd was there on Monday. Sunday had no wind and warm temperatures that continued to reduce the accumulated snow. On Monday, the temperature was again warm, and the runways were dry. It was a great chance to get out from under the cold spell. Folks just wanted to fly. There were probably as many as twenty pilots at the field on that Monday. And everyone enjoyed the chance to get out and do just that.

President Bob has said that now that the warm temperatures have been here for a while, the frost has started to come out of the ground and the access road and parking lot will become soft and muddy. With the snowstorm in the forecast for early March, he felt that the road would not be plowed following the snowfall, because of the softness underneath. If the snowfall is considerable, it may be hard to get to the field. ☺

A Note from The Head Wing Nut

By Bob Briesemeister



Hello Members,

Looks like March is coming in like a lion and hopefully, out as a lamb. The second winter that wasn't, is holding on for a traditional March tournament snowstorm. The moisture is much needed but shouldn't affect the spring flood forecast. With normal spring rains we might be lucky... knock on wood.

With some mild temperatures the past couple weeks, there have been some members flying at the field and local parks. With the frost coming out of the ground the road and parking lot will be soft and muddy. If you find the road is impassable, please fly at the alternate site which is the Scott County Fairgrounds. The road will not be plowed after the snow this week as it will be too soft.

Brian Johnson has stepped up to be the Vice President of the club, from his at large board position. Brian held the Vice President roll in the past so look forward to some programs on building at future meetings. We now need to fill the vacant at large board seat, and we have had some interest by members at stepping into that position. Brian will be heading up the March membership meeting as I will be in Florida. Thanks to Brian for taking on this new role.

I hope that you have had a productive building season this winter. Please bring your projects to the March or April membership meetings and share them with the club. We all like to see what other members are building and planning on flying.

This is a reminder that TCRC will be having our Builders Contest at the May membership meeting. And entrants in the contest will have a chance to win a gift certificate for their efforts.

The Detroit Lakes Aeromodelers are having their annual Swap and Show on April 5th. It is at the Washington Square Mall in Downtown Detroit Lakes. This will be the 24th year that they will be doing the Swap and Show.

I will see you at the April membership meeting.

Calendar

Mar. 1	End of Winter Fun Fly TCRC Jordan Field 10-10-10 Rule
Mar. 11	TCRC Membership Meeting, 7:00 PM CrossPoint Church
TBD	2 nd Qtr. Board Meeting, 7:00 PM President Bob's Home
Apr. 5	April Fools Fun Fly TCRC Jordan Field
Apr. 5	Aeromodelers Swap & Show Detroit Lakes, MN
Apr. 8	TCRC Membership Meeting, 7:00 PM CrossPoint Church
May 13	TCRC Building Contest CrossPoint Church

Membership Report

by Tim Wirtz

The paid membership of TCRC stands at 71 right now. That will continue to grow as more members renew their membership.

I will be mailing membership stickers (tabs) out on Monday, March 3rd to those who have renewed for the year. Just put the sticker on your current membership badge when you receive the tab.



If anyone needs a new badge, please contact me. 😊

February Flying At The Jordan Field



Photos by Tom Hall

David Andersen's Howard Pete Featured in MA

TCRC member David Andersen has been building scale airplanes for the entire time he has been in the club. And David doesn't just build them. He finds a full-size airplane that he is interested in building, researches it completely, and then usually draws up his own construction plans, and scratch-builds the aircraft. Usually, the plane is done in giant-size.

In the March 2025 issue of *Model Aviation*, one of David's planes he built many years ago is featured. The article appears on the inside of the back page of that issue.

places that he has flown it. He has worn out a couple of engines and other parts over those 25 years, but the plane just keeps taking to the air.

Congratulations, David, for the feature article on one of your construction masterpieces! 😊

Conrad Naegele's Mystery Planes Coming To An End

by Jim Cook

Conrad Naegele has been writing the *Mystery Plane* column in the *Flare Out* for almost 35 years. It is probably the longest running regular column that the club newsletter has ever had.

known, or widely used. Some didn't make it out of the testing stage. His articles were well received and anticipated by those that read the newsletter.

Conrad says that he is pushing 97 years of age, and the energy seems a little lacking to continue with the column. However, he added that there are still many, many planes to do yet. In that regard, it would be wonderful if another member would like to step up and take a shot at continuing the *Mystery Plane* column. I am sure Conrad would be happy to share his wealth of information about aviation, so that the column could continue.

As of now, the last *Mystery Plane* column authored by Conrad will appear in the May 2025 issue of the *Flare Out*.

As editor, I cannot thank Conrad enough for all of his contributions over all of these years that he has made. I truly looked forward to his envelopes containing the next three or four mystery planes for the column. I will miss receiving those envelopes.

If you don't get a chance to see Conrad, maybe give him a call and pat him on the back for a 'job-well-done'.

I think the biggest compliment that can be paid to Conrad would be for someone else to step up and continue his long history and tradition of *Mystery Plane*. Please someone give this some serious thought.

Thank you, Conrad!!!!!! 😊😊😊

VIEWFINDER

1/3-Scale Benny Howard Pete

Photos provided by David P. Andersen | www.modelbirds.com

A CONSTRUCTION ARTICLE about David P. Andersen's (Minneapolis) Howard Pete design was published in RC Modeler magazine more than 24 years ago. Since then, his Pete has made hundreds of flights with no crashes—not even a nose-over. During his 25 years of flying the Pete, David has worn out two engines and one elevator servo.

The plans included a non-scale tailwheel option for its storable tailfold for better landing on hard surfaces. However, David also added optional non-scale split flaps for steep approaches to landing on small fields. His tapered and simple—a traditional balsa structure plus music wire landing gear.

"It was fast and it could haul a lot of stuff," Benny Howard said of one of his early airplane designs. His full-scale Pete was a Pylon racer. It was underpowered and not as fast as other racers, but its big tail and high-wing loading permitted it to make high-G vertical wing turns very close to the pylon. This advantage caused it to win everything in its class.

A reporter in 1990 called the Pete "a ballerina among heavyweights." In model form, these features allow full control plus unusual stability. Solid control in a crosswind is a big advantage in contests. The all-white color scheme is very visible, even on an overcast day.

David's Pete placed in local Scale contests. Gene LaRocca's Pete captured 1st Top Gun. John Buckley flew his Pete at the 2015 National Association of Scale Aeromodellers (NASCA) Scale Classic in Lexington, Kentucky.

SHARE YOUR STORY
Do you have a high-quality/high-resolution airplane, helicopter, or motorboat photo that you are proud of, or a model aviation related photo with a great story behind it? Email your "How/Who/What" photo and a short paragraph about it to jw@modelbirds.com.

Modelbirds.com

MARCH 2025 | ISSUE 400




In those 35 years, Conrad has featured around 425 different airplanes. He would provide information on the design and development of each plane, how well it flew, and other interesting bits of information. And they all weren't planes that were well-

Aichi (Laura)

by Conrad Naegele

The February Mystery Plane was the Japanese Aichi (Laura).



This plane requirements were to be slow flying, with considerable range. Fifteen examples were built in 1934. It was a 3-seat plane with a pusher engine. It carried a single 7.7 mm gun.

The airplane was a mixture of usual and new construction, steel tube with fabric covering. It first flew in 1937, but was mostly an update of a prior plane. While production was rather low, it did not end until 1940.

As mentioned, it was a recon plane. A total of 17 aircraft were produced. It was a fairly successful plane.

According to my references, the Aichi was the last of the single-engine biplanes built!

The Aichi (Laura) had a wingspan of 47-feet 6-inches. It was powered by a 12-cylinder, liquid-cooled radial engine that developed 620 horsepower. It had a speed of 135 mph and an endurance of 15 hours in the air. ☺

THE TCRC FLARE OUT Monthly Newsletter



TWIN CITY RADIO CONTROLLERS INC.

Purpose: To preserve, encourage, and further develop the hobby of building and flying radio controlled model airplanes.

2025 Officers

President	Bob Breisemeister 612-964-8877
Vice President	Brian Johnson 763-744-6379
Secretary	Ken Weddell 952-500-3446
Treasurer	Tim Wirtz 952-941-5357

TCRC Flare Out

Editor James R. Cook 952-200-2030
Publishers: Tom Hall 515-664-7674

Website: <http://www.tcrconline.com>

Bring Your Winter Project To Show & Tell

MNBigBirds.com

Hawker Hurricane MkII
Kawasaki Ki-45 "Nick"
Focke Wulf TA-152H
Lavochkin La-7
Grumman Lynx
ARADO 96B
Howard Pete
Mitsubishi Ki-15 "Babs"
Thomas Morse Scout S4C

Free! Scale Plan Downloads

New!



Hawker Hurricane Mk II
1/4 Scale British Fighter

New!



Howard Pete
1/3 Scale Racer

New!



KI-45 DRAGON SLAYER

Composite Parts Available Thru MICKO

Andersen Designs

Add'l Extras

- In Flight Videos
- Construction Articles
- Scale Documentation
- Paint Masks & More!

The Workshop



Brian Johnson
Vice President

Hello everyone and welcome to The Workshop! First an introduction. My name is Brian Johnson, and I have been a member of the TCRC board for the last eight years, first as the Vice President of the club and then as one of the at large board members for the last seven years. I have greatly enjoyed participating in the operations of the club, planning of the events, and getting to know the club members. As many of you know, the position of Vice President was vacated during the November election in 2024 when Chris O'Connor announced he would not be running to reclaim his position. I speak for many when I say thank you, Chris, for your many years of service to the club!

In January I was honored when President Bob Briesemeister approached me to see if I would be interested in taking on the role of Vice President of the club once again. I am excited to jump in and get started!

One of the things I was looking for was some inspiration for monthly articles for the TCRC newsletter, *Flare Out*. Full disclosure, I struggle somewhat with writing in general and this was probably more daunting of a task than it should have been. It was Tom Young who would ultimately deliver this inspiration as we were chatting one evening. He said, "Write about building!" and just like that, the lights went on!

I enjoy building model aircraft as much as (sometimes even more than) flying. I love all aspects of building. Planning my next project, laying out a new set of plans and understanding the unique construction on an airplane, and choosing just the right components are some of the most exciting things for me, not to mention all the actual building.

Over the next several months, I will take you all through my process of building a model airplane from project kick-off to maiden flight. My goal is to share my passion for building and hopefully inspire a few folks who are thinking about giving building a try to take the leap. Hopefully, there will be a few items that seasoned builders can learn and I also hope there will be a few opportunities for builders to question what they see and share

some tips and tricks with me! I generally like the results I get, but I am by no means a professional and I enjoy learning new ways of doing things.

I am looking forward to serving the club in this role, sharing my love of building, and hopefully making some cool new airplanes along the way! 😊

Show & Tell Data Form

Bringing a plane to the TCRC meeting for Show & Tell?

If you are, be sure to go to the club website TCRCOnline.com and print out a blank Show & Tell Data Form. Fill this out and make sure it gets to the newsletter editor, Jim Cook so that the correct information shows up about your new airplane in the newsletter.

Also, if Jim is not at the meeting, make sure someone takes a picture of your new masterpiece and emails the picture to Jim also. If he is not at the meeting, you can have someone take a picture of the completed form and email that picture to him also. 😊

TCRC meets every month on the 2nd Tuesday at 7:00 PM in Fellowship Hall of CrossPoint Church located on the southeastern corner of the intersection of 98th Street and France Avenue in Bloomington. Guests are welcome to attend these meetings.

24th Annual

AEROMODELERS SWAP & SHOW

Saturday, April 5, 2025

Washington Square Mall

Downtown Detroit Lakes, MN

10:00 AM - 4:00 PM

Mall doors open at 8am Registration until 11am

PRIZES & PILOT'S CHOICE AWARD

R/C Aircraft, Boats, Cars, & Control line welcome

CONTACT: ORVIN FOSSEN (218) 234-7047

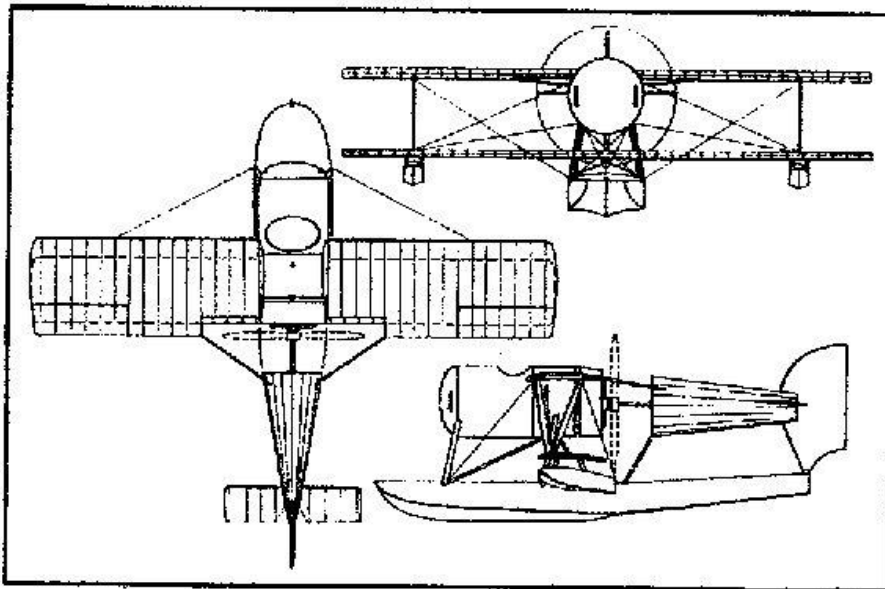
PAUL JOHNSON (218) 846-9939

washingtonsquaremall

More February Flying At The Field Pix



March Mystery Plane



2025 R/C and Aviation Events of Interest

Date	Event	Remarks
July 10-12	Windy City Warbirds and Classics	St. Charles, Illinois
June 13-14	Minnesota Jets 2025 AMA Membership Required, AMA Turbine Waiver Required, AMA Rules Will Apply, EDF's Are Welcome, Power Available On The Flight Line	SMMAC Field, Owatonna, MN
June 27-29	Air Supremacy Over Goshen 2024 Goshen Municipal Airport, Flying Daily from 9am to 6 pm Daily, \$10/person, Military and Veterans Free, Info at www.ASOG.ROCKS	Goshen, Indiana
July 19-20???	Wings Of The North AirExpo 2025	Flying Cloud Airport, Eden Prairie, MN
May 24 to Aug. 19	AMA NATS 2025	AMA National Flying Site, Muncie, IN
May 24-26	Indoor Free Flight	Johnson City, Tennessee
July 5-11	R/C Pylon Racing	AMA National Flying Site, Muncie, IN
July 6-11	Control Line (Except CL Scale)	AMA National Flying Site, Muncie, IN
July 6-12	R/C /CL Scale	AMA National Flying Site, Muncie, IN
July 11-14	R/C Soaring	AMA National Flying Site, Muncie, IN
July 19-27	Outdoor Free Flight	AMA National Flying Site, Muncie, IN
July 29- Aug. 1	R/C Scale Aerobatics IMAC	AMA National Flying Site, Muncie, IN
August 4-7	R/C Helicopter	AMA National Flying Site, Muncie, IN
August 12-18	Aerobatics World Championship	AMA National Flying Site, Muncie, IN
August 19	R/C Aerobatics Pattern	AMA National Flying Site, Muncie, IN
July 21-27	EAA AirVenture Oshkosh 2025	Oshkosh, Wisconsin
August 7-9	Northern Alliance Military Fly-In Registration Open In April, Military Giant-Scale (Wingspan 80" or more), Classic Non-Military Pre-1960 Aircraft Allowed if Giant-Scale, 9 am – 5 pm, After 5 pm Warbirds of Any Size May Fly	SMMAC Field, Owatonna, MN
August 14-17	Warbirds & Classics Over the Midwest Registration is Now Open, Giant-Scale Models of Military and Vintage Aircraft, Sunday, August 17 th is an Open Fly-Fly	Fond du Lac, WI

TCRC 2025 Dues Renewal Statement

by Tim Wirtz

It's time for membership dues renewal. Below is the information and how to pay your dues. You can pay by check, PayPal or credit card. There are instructions for each.

If you have any changes in your address, phone, email address, etc., send me a note so I can update them in the Member Handbook and Roster.

2025 Dues Renewal Information and Payment Instructions

2025 Membership Dues are the same as 2024:

Normal	Renewal Rate
Regular	\$105.00
Family	\$105.00
Junior	\$47.50
Social	\$0.00

The only change is that the Social Affiliate dues have been reduced to \$0.00 by the Board. For further information on this change, contact a board member.

If you are a new member who joined in Q4, 2024, your dues cover 2025. Contact Tim Wirtz if you have questions.

How To Pay Your Dues

You may pay your dues online using the PayPal links below*:

Regular Renewal – www.PayPal.Me/TCRCTreasurer/108

If you wish to pay by Credit Card, contact Tim Wirtz at 952-297-5226.

If you wish to pay by check, make the check payable to TCRC and send to:

TCRC
1511 Emerson Ave N
Minneapolis, MN 55411

Brian Johnson New TCRC VP

Brian Johnson has agreed to step into the vacant vice president position at TCRC.

Brian has been a member of TCRC for many years, and also has sat as board member for much of that time.

Brian is filling the spot left when Chris O'Connor did not run for reelection for 2025.

With Brian moving into the Vice President seat, there is now a position on the board of directors that needs to be filled. If you are interested in stepping up and taking that board seat, please let an officer or board member know.

Thanks to Brian for stepping into the Vice President's seat. 😊

18304


If someone were injured at the TCRC flying field and you had to call 911, what would you tell the operator for the location of the emergency? You would tell the operator the fire number for our field: 18304.

For safety reasons, it is very important every member knows our fire number. Hopefully we will have the fire number prominently displayed in the shelter at the field in the very near future. 😊

😊

Dave Andersen Publishes New Modeling Book

Longtime TCRC member and model builder extraordinaire David Andersen has just published his newest book on R/C Modeling. The title of the book is *Model Airplane Construction Techniques*. It is available for purchase from Amazon Books.



The subtitle of the book is With Emphasis on Giant Scale. The book contains many pictures of local modeler's airplanes.

Included in the contents are:

- The Art of the Scroll Saw
- The Well Tempered Drill Press
- Split-Flap Assembly
- Basics of Giant Scale Design
- Carving With Calculus
- Cutting Stringer Notches
- Dihedral
- Drawing Wing Rib w/CAD

- Carve An Air Scoop
- Spangenberg Aileron Linkage
- Washout
- Installing ROBART Hinges
- Panel Lines, Rivets . . .
- Warbird Flying Techniques
- Hawker Hurricane Construction Manual

David is a very accomplished writer. Over the years he has had numerous model construction articles published in the various hobby magazines. *RC Modeler* at its peak was probably the premiere magazine for the hobby and David's articles were always a treat. Those articles would be 15 or so pages of detailed construction, with step-by-step photos of construction. He has also been published in several other magazines including *Model Aviation*, and has been a frequent contributor to the *Flare Out* also. And *Model Airplane Construction Techniques* is not his first published book.

Take the time to go to Amazon Books and review David's *Model Airplane Construction Techniques*.

Congratulations to David on the publishing of *Model Airplane Construction Techniques*. ☺

TCRCOnline.com

A Really Great Website!

Always Wear An Orange Vest To Retrieve A Plane

Hunting Season is over in Minnesota, but even so, anytime you even think about going out into the woods at the TCRC field, you put on an orange vest! This is a club requirement!

If your airplane does go down in the woods, the orange vests are quite close. The orange vests are stored in the rafters of the shelter and easy to reach.

Be safe! Wear an orange vest anytime you have to retrieve an airplane. ☺



TCRC Apparel To Be Ordered

The TCRC Board has decided to purchase new TCRC apparel that will be on sale to club members.

Secretary Ken Weddell will be making the order in the next few weeks. Apparel will include hats, T-shirts, shirts, sweatshirts, etc.

Let Ken know that you are interested so he has an idea of numbers and sizes to order. ☺

Twin City Radio Controllers



HOBBY

HOBBYZONE
 Check us out! 952-941-1866
 info@hobbyzone.com

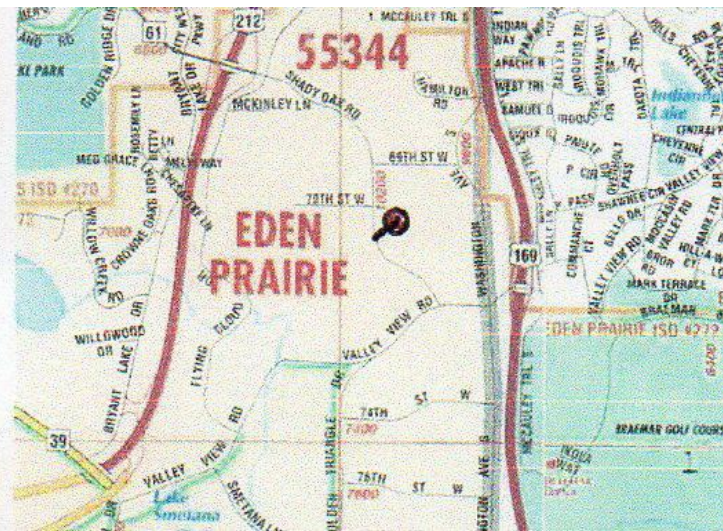
7171 Shady Oak Road
 Eden Prairie, MN 55344

Monday - Friday	10AM - 5:30PM
Saturday	10AM - 4PM
Sunday	Closed

Most in-store prices are 5% - 10% OFF
 online prices. Plus, every month we
 select two popular items at 15% OFF!

www.hobbyzone.com

ZONE



BIG SKY HOBBY™
 Great products, expert advice.

Open Monday thru Saturday, 10 am - 6 pm
 Have Special Orders or Questions?
 Contact: Jeremy@BigSkyHobby.com

