



February

Minneapolis, Minnesota U.S.A.

2025

TCRC 48th Annual Auction A Buyers' Paradise

by Jim Cook

Saturday, February 1st was the 48th Annual TCRC Auction, and what an auction it was! At 6:15 AM that morning there were a huge number of model airplanes and accessories lined up outside the locked door at CrossPoint Church in Bloomington. At 6:45 the doors were opened and the hobbyists and their wares poured through and headed to the Seller Check-In area.



Larry and Mark were very busy checking in airplanes and equipment when doors opened in the morning. (Photo by Jim Cook)

The lines of the sellers and their airplanes looked imposing, but Larry and Mark and their crew of runners were up to the task, and everyone got their items registered quickly and efficiently.

Once the sellers got checked in, they went right to the admissions and buyers check-in to be signed in. Once that was done, they could relax for a time, and the best place to do that was the TCRC Café. Where Shawn Wirtz and Pam Flaten had hot coffee and delicious donuts waiting.


Friday evening, prior to the auction, a crew of TCRC'ers had spent a few hours preparing the church for the auction – protecting the floor where the concessions would be held, setting up the chairs, arranging tables in the impound areas, and setting up the registration areas. Once that was done, several members were given the opportunity to register the equipment they were going to sell, so on the morning of the auction, the impound area already had a good number of items.

Most of the sellers had utilized the pre-registration available on TCRConline.com, and that helped immensely in the speed at which items could be registered. Once the seller sheets were handed in, the data sheets were given to Solvay Johnson and Diane Eisa who keyed that info into the computer. TCRC uses a nifty software program developed by Shareif and Diane Eisa for use at events like the TCRC auction. It simplifies the handling and paperwork involved and does a good

Continued On Page 3, Col. 1

A Note from The Head Wing Nut

By Bob Briesemeister



Hello Members,

It's hard to believe after all the hard work and planning over the last year that the 48th Annual TCRC Auction has come and gone. The checks went out on Sunday, the proceeds were deposited in the bank on Monday and the auction equipment and supplies have been put into storage. The planning for next year has already started with the date set and the church reserved. Mark your calendars for the TCRC Annual Auction to be held on Saturday February 7th, 2026.

Overall, the auction ran very smoothly with only a few minor glitches that we were able to solve quickly. There were 654 items brought in by 70 sellers. The average selling time was 45 seconds per item with the help of MN Auctions and Shareif, Diane, John and Jordan, and of course all the help from our great TCRC volunteers. We had about 40 members, spouses, children and members of other clubs helping out, and all are eligible to win a gift certificate for their efforts. We will be drawing for the gift certificates at the February membership meeting on the 11th. The club will be supplying pizza and soda as we discuss and review the auction.

With Crosspoint Church willing to clear off the stage of most of the band equipment it allowed us to display some of the bigger planes which made a nice background for the auction, and also the runners did not have to handle them as much. I think it worked out and looked great. We will continue to do this at future auctions. We are always willing to make changes to improve this great event.

There are so many people to thank for making the auction run smoothly year after year. From the TCRC board members, all the members and non-members who volunteer from set up to tear down. I would like to thank a few members for their efforts. Tim Wirtz is my right hand with his control of the money and paperwork, and allowing me to bounce ideas off him about different ways on how to make the auction better. Brian and Solvig Johnson and Diane for inputting all the items to be auctioned, Ken Weddell for taking the pictures of the church before the auction and running the bargain table. Also, Jim Ronhovde and Gerry Dunne for getting the floor covering down. I need to thank Shawn Dwyer/Wirtz for running the concession stand with her crew which included Pam and Steve Flaten. There are many jobs being done both big and small to make this

auction as successful as it has been for 48 years -- from set up to tear down, from admissions to taking out the trash, from moving the planes and items from check in to the stage and finding them at check out. I'll stop rambling now, but everyone's efforts are noticed, and I Thank You for your hard work.

Our District VII VP Randy Gibson from AMA made the trip from Lansing, Michigan after Ken Weddell sent him an article after last year's auction. I walked him through how we transform the church into an auction house and the process of how we check items in, move them to the auction block and get them to their new owners. As well as how at the end of the event, we return the church back to its original state for Sunday services the next day. I believe that we really impressed him.

I would like to thank Karl Hanson and Brook Shire of Planes Gone By/Skyshark for their donation of a Skyshark TBM Avenger for our raffle prize. I'm hoping that our members had a chance to check out their display and visit with them. I hope that they are willing to come back again next year.

Remember the next meeting is on February 11th and we will have pizza and soda as a Thank You for volunteering and working so hard at the auction. You could win a gift certificate to Sky Hobby. We will be discussing the auction and Tim will have all the numbers and details from the event.

Please bring your planes or even your purchases from the auction to talk about.

See you at the meeting!



TCRC's 48th Annual Auction

Continued From Page 1

job eliminating errors during the entire auction process.

Registration of buyers and sellers was continuous for the next couple of hours. Around 8:30, the impound areas were opened up so that prospective buyers could get good close looks at what they were interested in buying.

TCRC also had a 'Bargain Table' again this year, for those items that might not get the minimum opening bid of \$20 required in the auction. Any item on the Bargain Table could not be priced higher than \$30. Ken Weddell chaired this area and he and his crew had a very large number of items available for sale.

As the auction start time approached, Scott Anderson took the microphone and reviewed the bidding procedures to be followed. He pointed out that any item approaching the auction block proceeded up a table where bidders could see what was coming for about 45 minutes.

At precisely 9:00 AM, Shareif Eisa led off auctioning the first item, and from that point on, the action was non-stop until 4:30 PM. Shareif shared auctioneer duties with two other professional auctioneers – John Berner and Jordan Lorenz. All three were well versed in model aviation and knew the value of everything they were selling. It was amazing to see them in action! Runners would bring the next item for sale to a check-in table where its identification data was

Continued On Page 4, Col. 1

Getting The Information Into The Computer Correctly



Diane Eisa and Solvig Johnson had the very important task of entering the sellers' data into the computer. (Photo by Jim Cook)

A Long Day At The Auction Generates Some Big Appetites!



The entire Concessions crew consisted of Pam Flaten and Shawn Wirtz. These two ladies were able to keep everyone at the TCRC auction well fed for the entire day. (Photo by Jim Cook)

TCRC's 48th Annual Auction

Continued From Page 3

entered. The description of the item would be broadcast to the audience, and then the auctioneer would take bids as his spotters noted the next bid. The auctioneer would award the buyer the winning bid and that information would be recorded. Over the course of the day, the auctioneers averaged selling one item every 45 seconds! When you have more than 650 items to sell, it is imperative that this kind of speed is realized, and that the data can be recorded quickly and accurately.

It became obvious early on that there were some good bargains to be had. With the huge number of completed aircraft for sale, a buyer could have a winning bid at a very reasonable price. However, unbuilt kits seemed to get very high prices, sometime exceeding the price one would pay for the same plane completely built and ready to fly!

The TCRC Auction attracts buyers and sellers from all of the states surrounding Minnesota, but this year the auction attracted a special guest – the AMA District VII Vice President Randy Gibson from Michigan. Randy had heard about this event and decided 2025 would be the year he attended the auction. Randy was amazed at the size and precision of the auction, and of the fantastic amount of airplanes that came across the auction block. A lot of TCRC members spent considerable time talking with Randy and making him feel very welcome.

Continued On Page 5, Col. 1

AMA District VII VP Visits TCRC's Annual Auction



AMA District VII VP Randy Gibson stands with TCRC President Bob Breisemeister at the club's annual auction. (Photo by Jim Cook)

Fantastic Airplanes Were Everywhere In The Impound Area



This photo is only a part of the airplanes in the main impound room. IN addition, two other rooms were chocked full, plus the stage had the larger ones for sale. (Photo by Jim Cook)

TCRC's 48th Annual Auction

Continued From Page 4

The auction block and the bargain table were not the only ways to sell at the event. A silent auction continued throughout the morning with several higher ticket aircraft up for sale.

Concurrent to the auction, TCRC also held a raffle. Skyshark Hobbies donated a \$600 airplane to the club and that was used as the prize in the raffle. Only 100 tickets at \$5/each were sold and the winner announced during the auction. (See page 13 for more details on the raffle).

The final airplane was sold at auction at 4:30. The action had gone non-stop for 7-1/2 hours. When the dust had settled, 654 items had gone up for sale. There were 70 sellers and 161 buyers. This is the only fund-raising event for TCRC, and it was hugely successful. And it was not only successful financially, but also as a very enjoyable form of entertainment for those of us in the hobby.

A big thank you goes out to all of the TCRC members, spouses and friends that worked so hard at the auction. Special thanks to Shareif, Diane, John and Jordan for the use of the software and their fantastic auctioneering talents. And a huge thank you to President Bob Breisemeister and Treasurer Tim Wirtz for the unbelievable amount of work and energy they put into the auction.

The 49th TCRC Annual Auction will be held on February 7th, 2026. Mark your calendars! ☺

Not Everything Was Sold Across The Auction Block!



Ken Weddell ran the Bargain Table, where items that might not garner an opening bid at auction could be sold. (Photo by Jim Cook)

Items Sold At Auction Stopped Here Immediately After



Jim Ronhovde manned the 'after sale' desk. Once an item sold, it had to be marked by Jim before heading for impound. (Photo by Jim Cook)

Pictures From TCRC's 48th Annual Auction



The calm before the storm! The main auction room set up and ready to go.



Although the room was full, you always had a good view of the auction action.



Scott Anderson examines one of the more interesting planes that showed up at the auction.



Before it reached the auctioneer, an upcoming item had to get buy this crew.



It Wasn't just airplanes, but just about every accessory you could think of was for sale.



Bidders had about a 45-minute warning when an item was going to appear on the auction block.

More Pictures From TCRC's 48th Annual Auction



Shareif Eisa auctions one of the first airplanes at the 2025 TCRC Annual Auction.



Auctioneer John Berner taking bids on a nice looking Big Stik.



Auctioneer Jordan Lorenz has a nice L-4 for the crowd to bid on.



The concession area allowed people to enjoy a meal and still partake of the auction action.



The Cashier area was a pretty busy place at the end of the auction.



Soon after the last item sold, the clean-up crew was hard at it putting the church areas back together.

TCRC 2025 Dues Renewal Statement

by Tim Wirtz

It's time for membership dues renewal. Below is the information and how to pay your dues. You can pay by check, PayPal or credit card. There are instructions for each.

If you have any changes in your address, phone, email address, etc., send me a note so I can update them in the Member Handbook and Roster.

2025 Dues Renewal Information and Payment Instructions

2025 Membership Dues are the same as 2024:

Normal	Renewal Rate
Regular	\$105.00
Family	\$105.00
Junior	\$47.50
Social	\$0.00

The only change is that the Social Affiliate dues have been reduced to \$0.00 by the Board. For further information on this change, contact a board member.

If you are a new member who joined in Q4, 2024, your dues cover 2025. Contact Tim Wirtz if you have questions.

How To Pay Your Dues

You may pay your dues online using the PayPal links below*:

Regular Renewal – www.PayPal.Me/TCRC Treasurer/108

If you wish to pay by Credit Card, contact Tim Wirtz at 952-297-5226.

If you wish to pay by check, make the check payable to TCRC and send to:

TCRC
1511 Emerson Ave N
Minneapolis, MN 55411

Pizza & Pop At February 11th TCRC Meeting



The February 11th TCRC membership meeting will feature pizza and pop for all in attendance.

The club is doing this to show its appreciation to all of you members who worked the auction on Saturday, February 1st.

Come to the meeting on Tuesday, February 11th and enjoy some delicious pizza and learn all of the numbers and all of the dollars that were generated from the auction. ☺

Lock The Gate!

It is very important that the gate to the field be kept locked at all times when there is no member present.

It is every member's job to lock the gate when he/she is the last one at the field. It doesn't matter the time of day or how nice the weather is. This simple rule is to keep the gate locked to prevent theft, vandalism and the unauthorized use of our land from occurring. ☺

Dewoitine D-560

by Conrad Naegele

The January Mystery Plane was the French Dewoitine D-560.

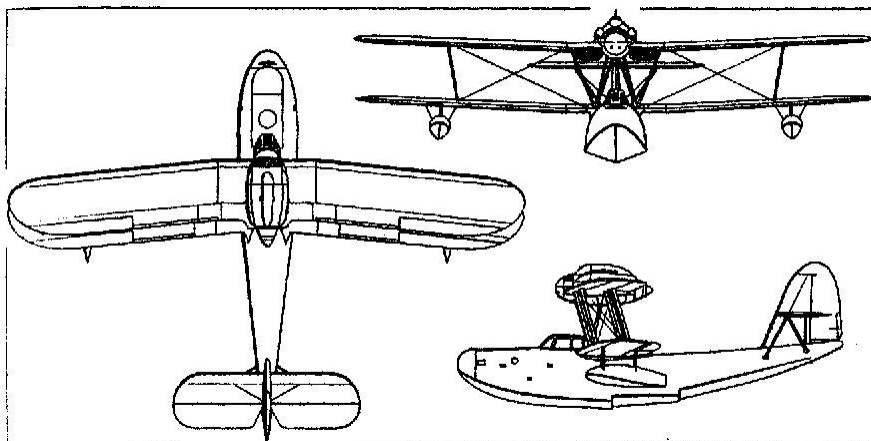


Aware of some prejudice against low-wing monoplanes for single-seat fighters (how times have changed), designer Dewoitine came up with a design at the same time as his D-500, but now a shoulder-wing mounted gull wing, using the same fuselage and tail feathers.

The plane was all-metal, with fabric-covered tail controls. The D-560 first flew in October 1932. The pilots spoke of outstanding handling but also remarked of the dislike of the gull wing design. The plane was redesigned with a straight wing, and apparently the problem went away, and the designation was changed to D-570. It was put into production, but the number built is not known. In service, the plane was well received.

The D-560 had a wingspan of 40-feet, 11-inches and a weight of 3,743 pounds. It was powered by several different engines, but the most common was the Salmson 12-cylinder that developed 660 horsepower. It had a speed of 233 mph. ☺

February Mystery Plane



2024-2025 AMA Dues Statements

Most older TCRC members should have received their 2024-2025 dues statements in the mail in the month of November from the Academy of Model Aeronautics. Newer members renew on the anniversary of the month they joined.

AMA 2025 dues are the same as the previous year. They are:

- Adult (19-65) \$85
- Senior (65 and up) \$75
- Under 19 Free or \$15 with *MA*

Your AMA membership gives you \$2.5 million in personal liability coverage, \$25,000 in medical coverage and also a subscription to either the print or digital *Model Aviation* for the year.

To belong to TCRC, you must have a valid membership for the year in AMA.

Please note that AMA also has a Park Pilot membership that has a cost of \$38 per year, but that membership is not valid for membership in TCRC.

To renew your membership in AMA, the Academy gives you four methods: at the AMA website, www.modelaircraft.org; by phone at (765) 287-1256; or by returning the renewal form you received in the mail in the supplied envelope.

Pay your AMA dues as soon as possible to avoid a lapse in membership services. ☺

Flying Safely: A First-Time Flier's Guide To Model Aviation

by Ashton Lewis, AMA Education Support Specialist
ashtonl@modelaircraft.org

*(Editor's Note: This article has been reprinted from **Model Aviation**, Volume 51, Number 1, January 2025. I have added aside comments in the article which will appear in brackets and italics. Those comments are not part of the original article. I highly recommend that ALL model aircraft pilots read this as a reminder of the requirements of this hobby.)*

Welcome to the exciting world of model aviation! If you're a first-time flier, you're about to embark on a thrilling journey. Before you take the sky, it's important to understand the rules and guidelines that ensure a safe and enjoyable experience. Here's a step-by-step guide to help you get started and stay compliant.

Step 1: Register Your Aircraft

Before you can start flying, you need to register your model aircraft with the FAA. If your aircraft weighs more than 0.55 pounds (250 grams), head over to the FAA Drone Zone (<http://faadronezone-access.faa.org>) to complete the registration. Once registered, make sure to label your aircraft with the provided registration number. This step is crucial for accountability and safety. *(The cost to register at the FAA is only \$5 and the registration is good for three years from the date of registration. An FAA-registered pilot must have **his** FAA registration number on the outside of every airplane or drone that he flies. Each aircraft does NOT have to have a separate number. However, each aircraft should be listed in the pilot's "device inventory" on his registration page at FAADroneZone. It is easy to add new aircraft into your inventory.)*

Step 2: Take the TRUST Test

All recreational fliers must pass The Recreational UAS Safety Test (TRUST). This free online test covers basic safety and legal requirements. It is quick and easy, and you can take it through an FAA-approved test administrator, such as AMA. Passing the test ensures that you understand the fundamental rules of flying. *(The TRUST test is free and can be taken at <http://trust.modelaircraft.org>. All questions are correctable to 100% prior to issuing your completion certificate.)*

Step 3: Join a CBO

Joining a community-based organization (CBO), such as AMA, provides numerous benefits. As a member, you'll have access to resources, training, and flying sites. AMA also offers liability insurance and adheres

to FAA safety guidelines, giving you peace of mind as you fly. *(It is a requirement of TCRC that you are a member of AMA.)*

Step 4: Follow Safety Guidelines

Adhering to safety guidelines is essential. The AMA Safety Code includes important rules, such as maintaining visual line-of-sight, avoiding flying over people, and respecting no-fly zones. These rules are designed to keep you and others safe. *(The AMA Safety Code is printed in the TCRC Membership Roster. It is also stated in the TCRC Field Rules that the AMA Safety Code is the primary rule. The TCRC Field Rules are printed in the TCRC Roster, on TCRCOnline.com under Our Flying Field/Resources/Airfield Flying Rules, and in the shelter at the Jordan Flying Field.)*

Step 5: Use Designated Flying Sites

Whenever possible, use AMA-designated flying fields. These sites are chosen for your safety and are suitable for model aircraft flying. Always check with the club officer or safety officer to ensure that your operations are permitted at the respective location. *(TCRC's Jordan Field and its alternate site at the Scott County Fairgrounds are AMA-designated flying fields. In addition both fields have FRIA (FAA Recognized Identification Area) status that allows you to fly without a Remote Identification Device on your airplane.)*

Step 6: Preflight Checklist

Before each flight, inspect your aircraft for any damage or issues. Ensure that all components are secure

Continued On Page 11 Col. 1

Flying Safely: A First-Time Flier's Guide

Continued From Page 10

and functioning properly. Also, check the weather conditions to make sure that it's safe to fly. Avoid flying in high wind, rain, or other adverse conditions.

Step 7: Obtain Airspace Authorization

If you plan to fly within controlled airspace, you must first obtain FAA authorization through Low Altitude Authorization and Notification Capabilities (LAANC). This helps prevent any potential conflicts with manned aircraft and ensures a safe flying environment. *(TCRC's flying sites are authorized for use.)*

Respect Privacy and Property

Always respect the privacy of others and avoid flying over private property without permission. Be mindful of public spaces and avoid flying over crowds or events. This consideration helps maintain a positive image of the model aviation community.


Step 9: Stay Informed

Laws can change, so it's important to stay updated on any new rules or guidelines. The AMA and FAA websites are excellent resources for the latest information. Staying informed ensures that you remain compliant and can continue to enjoy the hobby without any issues. *(TCRC does great job of keeping up*

on the rules and regulations that govern our hobby, and the club is a good source of information as those rules and regulations change.)

Ready to Fly?

By following these steps, you will be well-prepared to enjoy the thrill of model aviation safely and responsibly. Remember, the key to a great flying experience is not just skill but also adherence to safety and regulatory guidelines. So, get your aircraft ready, join a local club, and take to the sky with confidence. Happy flying! ☺



Show & Tell Data Form

Bringing a plane to the TCRC meeting for Show & Tell?

If you are, be sure to go to the club website TCRCOnline.com and print out a blank Show & Tell Data Form. Fill this out and make sure it gets to the newsletter editor, Jim Cook so that the correct information shows up about your new airplane in the newsletter.

Also, if Jim is not at the meeting, make sure someone takes a picture of your new masterpiece and emails the picture to Jim also. If he is not at the meeting, you can have someone take a picture of the completed form and email that picture to him also. ☺

Vice President Still Needed

TCRC is still in need of a Vice President for the year 2025.

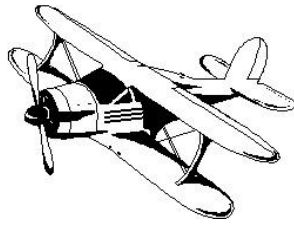
Chris O'Connor held that spot for many years and did a great job as VP, but his schedule and availability prevents him from being available now. In addition, he felt it would be nice to see another club member step into that spot on the Board.

The major duty of the VP is to provide programs for the monthly membership meetings. Since we have four of our meetings at the Jordan Flying Site in the summer, that means at most the VP would have to schedule programs. In addition, there are a lot of members in the club that have considerable expertise and would be able to give interesting and informative programs.

Please consider becoming the Vice President of TCRC for 2025. I think you will find it will be a rewarding experience for you. Let a Board member know you would be interested in that position. ☺

TCRC meets every month on the 2nd Tuesday at 7:00 PM in Fellowship Hall of CrossPoint Church located on the southeastern corner of the intersection of 98th Street and France Avenue in Bloomington. Guests are welcome to attend these meetings.

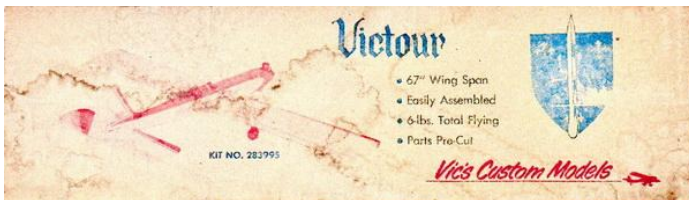
Show & Tell



A couple of interesting aircraft showed up for the January membership meeting.



Sherwood had a Victour from Vic's Custom Models at the meeting. He had the plane there in "naked wood" so he could show how filling gaps/nicks and properly sanding the wood structure can promote a nicer finish. The Victour was circa 1965, and Vic's Custom Models existed until the early 1970's. Sherwood saw the company's ad for the Victour in a model airplane magazine and thought it was an interesting airplane.



Sherwood recently was able to buy the kit from Bob Breisemeister. (*In the eye of the editor, I think the Victour resembles a skinny Great Planes Supersportster.*) The plane had a wingspan of 67-inches and weighed in at 6-1/2 pounds. Sherwood powered the plane with an MDS 78 glow engine with a 3-bladed prop. Because he added a larger engine, Sherwood beefed up the fuse and wing somewhat. When completed, the Victour will be done in white with red and black trim.



Thad Gorycki a very tiny drone at S & T – a Beta FPV Air 65 Whoop Quadcopter. This drone was only 65 mm in size (2.5 inches)! It can be seen in the lower right of the above picture while Thad flies it FPV. It has a 300 HV mah battery, which gives the pilot about 3 minutes of air time. He says he has been flying tiny whoops inside the house anytime the weather gets bad outside. He has been doing this now for about three years. He stressed the absolute most important thing to remember when flying inside is don't get the whoop stuck in your wife's hair! It will make her scream really loud, and she will never forget it! 😊

(Photos by Scott Anderson)

A member can have his new or rebuilt airplane appear in the Show & Tell column just by sending a picture of the plane and a data sheet about the plane. (Data sheets can be obtained on the club website, TCRConline.com).

Send your pictures and info by texting to Jim Cook at 952-200-2030 or emailing them to him at jimcook888@q.com. Data arriving before the last day of the month should make the newsletter.

Now, you don't have to attend a meeting to show the membership what you have been building.

Raffle At The TCRC Annual Auction Had Great Prize

by Jim Cook

At the 48th Annual TCRC Auction, the club held a special raffle, and that raffle had a special prize. TCRC allowed Planes Gone By, and Skyshark Planes to have a display at the auction.



Brook Shire of Skyshark and Karl Hanson of Planes Gone By with their display at the TCRC Auction. (Photo by Jim Cook)

Karl Hanson owns Planes Gone By and when Skyshark Planes, a manufacturing company that has been around for many years, came up for sale, he convinced Brook Shire to purchase that company. They now operate the combined companies out of Mora, Minnesota.

Karl and Brook donated a Skyshark plane, valued at over \$600 to TCRC to be used in a raffle at the auction.

Only 100 tickets would be sold for the raffle at \$5/each, and once the tickets had all been sold, the winner would be drawn.

Karl joined President Bob Breisemeister on stage for the drawing, and the lucky winner was Orvin Fossen.

Congratulations to Orvin, and a very big thank you to Karl and Brook for their generosity in donating such a fine gift for the raffle. 😊

18304

If someone were injured at the TCRC flying field and you had to call 911, what would you tell the operator for the location of the emergency? You would tell the operator the fire number for our field: 18304.

For safety reasons, it is very important every member knows our fire number. Hopefully, we will have the fire number prominently displayed in the shelter at the field in the very near future. 😊



Raffle winner Orvin Fossen being presented his Skyshark kit by Karl Hanson. (Photo by Jim Cook)

Happy Birthday Morgan!



Morgan Larson enjoying breakfast at the Bald Eagles Wednesday meeting. (Photo by Scott Anderson)

Longtime TCRC member Morgan Larson celebrated his 94th birthday on December 29th.

Morgan has been a member of TCRC for 54 years and has been very active in the club over all of that time. He rarely misses a meeting and tries to partake of much of the club's events. In addition, he has been a member of the Bald Eagles group that meets at Perkins Restaurant in Bloomington every Saturday morning.

Morgan shares the Elder Statesman of TCRC honors with his good friend Conrad Naegele, who turned 96 this past September.

Be sure and congratulate Morgan on his birthday when you see him at the next meeting. 😊

THE TCRC FLARE OUT Monthly Newsletter



TWIN CITY RADIO CONTROLLERS INC.

Purpose: To preserve, encourage, and further develop the hobby of building and flying radio controlled model airplanes.

2025 Officers

- | | |
|-----------------------|--|
| President | Bob Breisemeister
612-964-8877 |
| Vice President | |
| Secretary | Ken Weddell
952-500-3446 |
| Treasurer | Tim Wirtz
952-941-5357 |

TCRC Flare Out

- Editor James R. Cook** 952-200-2030
Publishers: Tom Hall 515-664-7674

Website: <http://www.tcrconline.com>

Calendar

- | | |
|----------------|--|
| Feb. 1 | TCRC Auction
CrossPoint Church
France Ave. and 98 th
Bloomington, MN |
| Feb. 8 | All Season Flyer Session
TCRC Jordan Field
10-10-10 Rule |
| Feb. 11 | TCRC Membership Meeting, 7:00 PM
CrossPoint Church Meeting
Pizza & Pop
Auction Thank You |
| Mar. 1 | End of Winter Fun Fly
TCRC Jordan Field
10-10-10 Rule |
| Mar. 11 | TCRC Membership Meeting, 7:00 PM
CrossPoint Church Meeting |

TCRCOnline.com

A Really Great Website!

Always Wear An Orange Vest To Retrieve A Plane

Hunting Season is over in Minnesota, but even so, anytime you even think about going out into the woods at the TCRC field, you put on an orange vest! This is a club requirement!

If your airplane does go down in the woods, the orange vests are quite close. The orange vests are stored in the rafters of the shelter and easy to reach.

Be safe! Wear an orange vest anytime you have to retrieve an airplane. 😊

MNBigBirds.com *Free! Scale Plan Downloads*

Hawker Hurricane MkII
Kawasaki Ki-45 "Nick"
Focke Wulf TA-152H
Lavochkin La-7
Grumman Lynx
ARADO 96B
Howard Pete
Mitsubishi Ki-15 "Babs"
Thomas Morse Scout S4C

Andersen Designs

Composite Parts Available Thru MACKO

Add'l Extras

- In Flight Videos
- Construction Articles
- Scale Documentation
- Paint Masks & More!

TCRC 2025 Auction Door Prize Winners

The TCRC Annual Auction and has constant action from 9:00 AM until 5:00 PM. It is hard to keep buyers in their seats until the last item has been sold. To help do that, TCRC gives away very nice airplane kits as door prizes selected from those buyers still at the auction at the end. TCRC and Sky Hobby provide the kits for these door prizes.



Gary Marshall won a nice Revolution airplane.



Scott Johnson won a Beaver on floats.



Steve Inlow and his great door prize.



Theodore Denal and his new flying wing.



Paul Jaeger won a nice biplane.



Tim Reiners was happy winning an Albatross.



Rich Ross walked away with a Trojan aircraft.



Virgil Okesan took the final door prize.

Photos by Jim Cook

Twin City Radio Controllers



HOBBY

HOBBYZONE
 Check us out! 952-941-1866
 info@hobbyzone.com

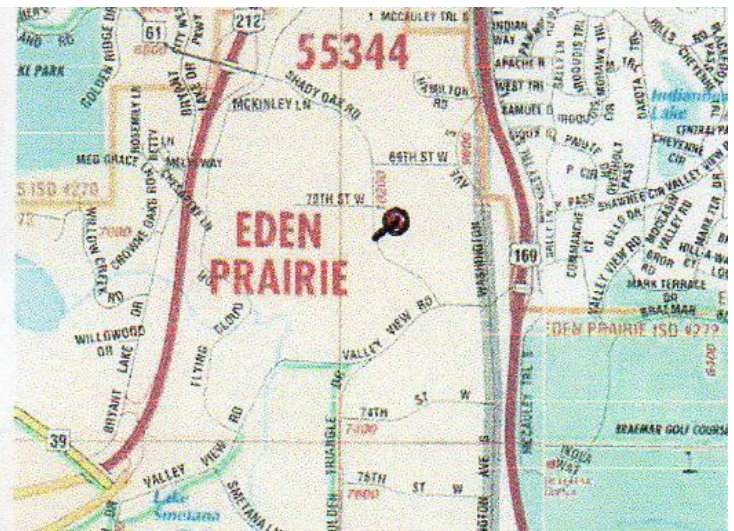
7171 Shady Oak Road
 Eden Prairie, MN 55344

Monday - Friday	10AM - 5:30PM
Saturday	10AM - 4PM
Sunday	Closed

Most in-store prices are 5% - 10% OFF
 online prices. Plus, every month we
 select two popular items at 15% OFF!

www.hobbyzone.com

ZONE



BIG SKY HOBBY™
 Great products, expert advice.

Open Monday thru Saturday, 10 am - 6 pm
 Have Special Orders or Questions?
 Contact: Jeremy@BigSkyHobby.com

