



August

Minneapolis, Minnesota U.S.A.

2019

Wings Over Jordan

by Tim Wirtz

Wings Over Jordan was held on July 13th at the Scott County Fairgrounds field. The field was mowed nicely before the event and provided plenty of space for all the aircraft to fly comfortably. Bob Briesemeister started setting up about 8:00 AM and had 3 benches and an Eazy-Up with tables and a grill for concessions ready to go by 9:00 AM. Tim Wirtz and Cullen Dwyer arrived at 10:00 AM with the fixings for concessions and a couple of airplanes to boot.



The Fairgrounds Field was in good shape and ready to host TCRC's Wings Over Jordan. (Photo by Bob Briesemeister)

Flying was already going on well before Tim and Cullen arrived. There were about 25 pilots flying everything from Cubs to Cougars. Bob Glass had his large Cub with the minions there and Thad Gorycki


had a Cub that he kept up for over 25 minutes each flight. The Sulheim boys and Tim Kempner brought a bunch of fun and fast planes and Dick Voeltz even had a quad copter that he flew for a family that had come out to watch. There were a lot of great flights and even a couple spectacular crashes, one by the author that resulted in a re-kit of the plane.

Lunch, soda and water was provided free to all participants at the events though donations were gladly accepted. Allan Boucher helped with grilling hot dogs and bratwursts and Cullen made sure everyone knew where the water was so all could stay hydrated. For not much publicity due to the uncertainty around the main field conditions, the event was well-attended. Most attendees were club members though we did have one non-member pilot and five guests. Bob Swenson brought his wife and daughter out with him and there was a father and his two young sons. They read about the event on the website and decided to check it out. In addition to Dick Voeltz letting the kids see the FPV on his quadcopter, Thad let one of the kids fly his Timber. They seemed very excited.

By 1:00 PM the wind switched direction from southeast to north-
Continued On Page 3, Col. 1

A Note from The Head Wing Nut

By Bob Briesemeister



TCRC Members

August is here and I can almost smell the State Fair food. I do not recall ever missing the Minnesota State Fair.

I have some good news and some bad news. The good news is the water is down below 18 feet for the first time this year. The bad news is we have a big mess to clean up. On the evening of the 29th Doug Elyea and I took a walk down the road to the field. The first thing we encountered was mud on the road an inch and a half deep. The second is a very large tree laying across the road. As we made our way down to the shelter, we located the culverts which seem to be plugged because the silt in the ditches are level with the road and the water is running across the top of the road. On the rest of the journey we encountered a lot of silt and mud all over the field and runways. The water was still at 19.5 feet, so the shelter was still under water. The windsock is tipped over, but the Weber grill and lid are still there, for whatever reason it didn't float away.



**The water's almost gone, but now we must remove the silt and debris.
(Photo by Bob Briesemeister)**

We have a lot of work to do but we need to let things dry out before we start. The board and I will come up with a plan and schedule. We need to

remove the mud from the shelter and runways but not just shovel or push it off to the sides. This means hauling the mud out of the shelter with a wheelbarrow and off the runways with a Bobcat and then sweeping them. By hauling the mud off the runways, it should help with not having a big lip on the edge. I know we want to get the field back but please be patient, we have other places to fly. Once we have a plan, we will send out an email, stay tuned.

The July meeting had to be moved to the church because of rain again. We will try to hold the August membership meeting at the Fairgrounds. If there are changes, I will let you know via email.

The Wings Over Jordan event was held on Saturday August 13th at the fairgrounds. It was a nice calm and warm morning but that changed in the afternoon with some gusty winds and a lot of heat and humidity. Overall it was a good event with about 25 pilots and a few spectators. I want to thank everyone who helped out and attended the event.

MAD "Model Aviation Day" will be held on August 24th. It will also take place at the Fairgrounds with our field being under repair. Doug could use some help with simulators, plane set up, buddy boxes, concessions, as well as set up and teardown. Please contact Doug Elyea if you are willing to help out.

The club has been flying at Stocker Field the last 2 weeks with the Scott County Fair going on. We need to keep our flights over the center of the airport and not over the trees to the North. I have been informed that a homeowner complained to one of our members about the noise. This has been a great addition for flying when we are flooded, and we don't want to jeopardize it. **J**

Wings Over Jordan

Continued From Page 1

east and picked up with significant gusting. By about 2:15, the heat and the wind had the pilots confined to their easy-ups and air-conditioned cars so Bob, Tim, Cullen and various other helpers began taking down the tables and the flight line barriers, and loading up the benches, grill, tables and chairs into Bob's trailer. Jim Ronhovde helped Bob unload the stuff at the storage sheds at the main field entrance.



Scenes From WOJ. (Photos by Bob Breisemeister)



A big shout out and thank you to all who participated in Wings Over Jordan and helped with the event. It turned out to be a fantastic way to spend a Saturday in July. J

Calendar

- August 7** **3rd Qtr Board Meeting**
Pres. Bob's Home
7:00 PM

- August 8-10** **Northern Alliance**
Military Fly-In
SMMAC Field
Owatonna, MN

- Aug. 13** **TCRC Meeting At The**
Fairgrounds Field
5:30 PM Dinner
7:00 PM Meeting

- Aug. 15-17** **Warbirds & Classics**
Over the Midwest
Fond du Lac, WI

- August 24** **Scott Coyer Memorial**
Service, 11:00 to 2:00
MCNearney Funeral
Home, Shakopee

- Aug. 24** **Model Aviation Day**
(MAD)
Fairgrounds Field
Doug Elyea

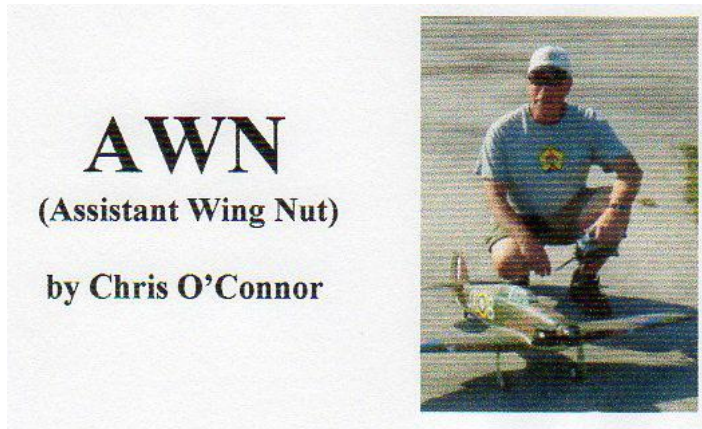
- Sept. 7** **Scale Fly**
Field TBD
Scott Anderson

- Sept. 10** **TCRC Meeting At The**
Jordan Field
(Hopefully)
5:30 PM Dinner
7:00 PM Meeting

- Sept. 21** **Fall Float Fly**
Bush Lake Park
Bloomington, MN
Steve Meyer

- Sept. 28** **TCRC Swap Meet**
And Fun Fly
TCRC's Jordan
Model Air Park





MAD August 24th In Jordan

TCRC has Model Aircraft Day scheduled for Saturday, August 24th. The Minnesota River relinquished its hold on the TCRC flying site at the end of July, but president Bob says the field will not be ready for MAD on August 24th, so the event will be held at the Fairgrounds site.

Finally, the water has gone down, but it has left a lot of mud. Lots of work ahead.

I hope everyone has been able to do some flying this summer, using either of the two TCRC alternate fields, or another club's field as a guest.

There have been a few activities around the area for our members to participate in. The last one I was thinking about was the electric only fun fly held down in Owatonna -- Watts over Owatonna. TCRC members ran the flight line at the event. Unfortunately, there was not much representation from our club. The only member that I know of that flew there was Joe Neidermeyer. Congratulations on flying there Joe. Sometimes putting yourself in an uncomfortable position may not feel the best at the time, but in the long run will help make you a better flyer.

There are a couple more fun flies coming up next week. The first one is August 9-11 at Siren and Rice Lake Wisconsin. (Editor's Note: Unfortunately, we had to cancel the Wisconsin Fun Fly this year, due to time conflicts.) A float fly at Jim Cook's cabin and then a fun fly at the Rice Lake RC flying field. A number of members always participate at these two events. I know that everyone has a good time year after year.

For those that stay in town there's another event down in Owatonna August 8-10. It's the annual warbird event Northern Alliance Military Fly-in at the SMMAC field or known as Tim Johnson's field. Again, TCRC runs the flight line which will include around 100 flyers and at least 300 warbirds, all giant scale. The planes must be 80" wingspan or greater to enter. Also, I think any size jet is allowed as long as it is turbine powered. Also, any giant-scale classic can also enter. So, go to one of these events and have fun.

Remember our meeting at the field this month, either at TCRC main field or the Scott County Fairgrounds. Come early and fly, have dinner and a meeting. What a way to spend an enjoyable evening.

See you then.

Model Aircraft Day is the event that is designed to introduce our neighbors, friends and prospective future pilots to our great hobby.

At the event, visitors have the chance to see lots of R/C aircraft close up in static displays, to witness what these planes and their R/C pilots can do in the air, get hands-on experience of flying an R/C plane via a buddy box, to also get hands-on experience through R/C simulators, and to talk to club members about their flying skills.

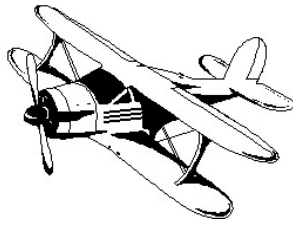
Doug Elyea is the chair for MAD, and he needs members to bring several examples of various kinds of aircraft, to help with the simulators and buddy boxes, to act as guides and spokesmen for the hobby, and to also help out in the concession stand that will be providing food and drinks to the visitors.

Let Doug or a board member where you can help out on the 24th. We need a lot of members present to make this a success.

Plan on being part of Model Aviation Day on Saturday, August 24th at the Fairgrounds field. **J**

J

Show & Tell



A couple of nice airplanes showed up at the July meeting.



Joe Neidermayr had a great looking scratch-built Lear Jet at the meeting. This is actually the second Lear Jet Joe has had. The original was a foamy from Hobby Lobby with twin ducted fans. He had this one five years ago. It was powerful but it would not take off at full throttle. It was too heavy at 7.8 pounds. So, Joe decided to build his own Lear Jet. He slimmed it down considerably. He added flaps and surface area to lower the wing loading. He built in slats to eliminate tip stalls, and also installed retracts. He was excited to see it fly and gave it a test flight at the Jordan field. To his surprise, it too would not lift off. He was getting very frustrated with his Lear jet until he noticed that when he was running out of runway and would cut the throttle, the plane would lift off! He discovered the ducted fans were pushing the nose of the plane down. He changed the angle on the jets, and the plane lifted off easily. This version had a 57-inch wingspan, had a weight of 7.8 pounds and was powered with two electric motors.




Jim Cook had a Horizon Hobbies E-Flite Timber Cub at the meeting. Jim explained that he brought the plane in, not for Show & Tell, but to find someone to help him with programming the 3-position flaps. He won this plane at one of the monthly TCRC raffles and just now got around to putting it together. The plane is complete except for battery. It has shock-absorber landing gear and also comes with floats which he will use at a later time. The manual is very good, and the plane is easy to assemble. He said when he hooked up the rudder, ailerons and elevator and bound the receiver to his Spektrum DX7 transmitter, he was amazed when he turned the power on. The three control surfaces were in neutral position, had the proper amount of throw, and all worked in the correct direction! That had never happened to him before. However, he was struggling with the flaps. They worked in off, and full on, but he could not figure out the mid position. Joe Neidermayr came to the rescue and solved the problem quickly. The plane used a 2,200 3-cell lipo, and when he went to full throttle on the bench, was very impressed with the power. The Timber is advertised to be able to take off in 2 or 3 feet, and Jim feels that might very well be the case when he has the maiden flight on the plane this summer. If it flies as well as easily as it goes together, it will quickly become one of his favorite airplanes. **J**

Bring Your New Or Rebuilt Airplanes To Show & Tell

Safety At The Field

By Larry Couture



This the first of August 2019 and the field has just cleared from the flooding, but it will be while before at is dry enough to cleanup. That being said the flying has been at Stocker Airport for a couple of weeks and will stay there till the field is clean. There are three starting benches and the biffy is there so it is quite handy. The grain has been harvested and the place is wide open, so come on out and get some flying done.

Our club has been very lucky in the accident department for many years now and I would like to see that continue for many more. I think this is because we as a group have been very careful and use good habits in our flying, so let's keep it up. Staying in contact with each other when flying is always a good safety measure.

When in the shop repairing or building and using glue products, I find that by using rubber gloves that the problem of getting the sticky on the hands and fingers for later clean up becomes a lot less needed. A box of gloves from Harbor Freight is very cheap and lasts almost forever.

Hope to see all of us at the filed on cleanup day and that will make the work light for everyone and really help in getting a BIG project done. I hope to see you all at the main field soon.

In the meantime, have fun, fly often and keep the rubber side down. All landings are not always great but if your plane can fly again, it's still perfect.

For Sale

President Bob Breisemeister has some very nice airplanes for sale.

Bob's planes range from small electric ARF's up to 1/3-scale sport planes. Some planes are still in kit form, and some are entirely completed.

The prices of the various planes are very moderate and any one of the aircraft would be a great value for the money.

If you are interested, give Bob a call at 612-964-8877, or see him at a meeting.

Lock The Gate!

It is very important that the gate to the field be kept locked at all times when there is no member present.

It is every member's job to lock the gate when her/she is the last one at the field. It doesn't matter the time of day or how nice the weather is. This simple rule is to keep the gate locked to prevent theft, vandalism and the unauthorized use of our land from occurring.

Safety Always Comes First!

MNBigBirds.com

- Hawker Hurricane MkII
- Kawasaki Ki-45 "Nick"
- Focke Wulf TA-152H
- Lavochkin La-7
- Grumman Lynx
- ARADO 96B
- Howard Pete
- Mitsubishi Ki-15 "Babs"
- Thomas Morse Scout S4C

Free! Scale Plan Downloads



New!

Hawker Hurricane Mk II
1/4 Scale British Fighter

Composite Parts Available Thru MICKO



Howard Pete
1/3 Scale Racer



New!

KI-45 DRAGON SI AYFR

Andersen Designs



Add'l Extras

- In Flight Videos
- Construction Articles
- Scale Documentation
- Paint Masks & More!

THANK YOU TCRC MEMBERS

from Jim Miller's family

Our Dad, Jim Miller, loved radio-controlled airplanes and he loved TCRC. During the 1950s, he spent hours in his basement workshop in St Louis Park, building his planes. I think he built us a new house in Bloomington because he needed a bigger workshop! We grew up knowing exactly where Dad would be on the [second Tuesday](#) of every month. He flew his airplanes as often as possible and learned to fly planes on floats and skis so he could fly all year round. Also, Dad liked the challenge of figuring out how to build something different. TCRC became part of our family story: banquets, picnics, contests and airshows; working in concession stand trailers; practice driving with Dad on the sand roads at the old field behind the glass factory in Shakopee; our sister Lynn meeting her sweetheart and husband, Chris O'Connor, when Dad was helping Chris and his brother, Mark, with their airplanes and radios. His last flight was on a buddy box with Chris. Boyd Huppert was filming a TV segment on elderly people in assisted living facilities, doing something that they really missed and wanted to do again. Of course, for Dad, that was flying. When he was in the nursing home, we spent a lot of time looking at books about airplanes and watching out his window for the planes taking off and landing at MSP.

All of you were very important to him and we want to thank you for the beautiful blue floral arrangement that TCRC sent to his memorial service. We were also very touched to see so many TCRC members at the service. Some of you were even in the old photos! Nathan O'Connor cleaned up Dad's P38 for an appearance at the visitation as well! It was lovely to see all of you and to know that Dad was remembered even though he had not been to a meeting for several years.

We miss our Dad and Father-in-Law, and so many fond memories of him are mixed together with TCRC people and stories. Thank you all for making him so happy during his flying years and for remembering him with us.

Sincerely,

Randine (Miller) Petersen
Chris O'Connor (Lynette (Miller) O'Connor)
Jamie (Miller) McDermeit Q

18304

If someone were injured at the TCRC flying field and you had to call 911, what would you tell the operator for the location of the emergency? You would tell the operator the fire number for our field: 18304.

For safety reasons, it is very important every member knows our fire number. Hopefully we will have the fire number prominently displayed in the shelter at the field in the very near future. J

THE TCRC FLARE OUT Monthly Newsletter



****TWIN CITY RADIO
CONTROLLERS INC.****

Purpose: To preserve, encourage, and further develop the hobby of building and flying radio controlled model airplanes.

2019 Officers

President	Bob Breisemeister 612-964-8877
Vice President	Chris O'Connor 612-619-5471
Secretary	Ken Weddell 952-500-3446
Treasurer	Tim Wirtz 952-941-5357

TCRC Flare Out

Editor James R. Cook 952-445-5257
Publishers: Pat Dziuk 952-445-3089
& Mike Timmerman 952-496-1631

Website: <http://www.tcrconline.com>

TCRC Has Fuel For Sale

TCRC has a few gallons of 10% fuel for sale. Price is \$15/gallon.

If you are interested in purchasing a gallon, see Tim Wirtz or Bob Breisemeister at a membership meeting. J

**It's Always A Good
Time To Fly!**



Twin City Radio Controllers

Model Aviation Day

August 24th, 2019 at Scott County Fairgrounds

Come see what the world of Model Aviation is about!

10 am to 4 pm

Many different types of aircraft—Scale, aerobatic, sport.

Demonstration flights

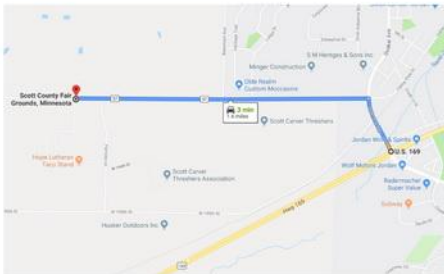
Try flying for yourself on Flight Simulators and Training Aircraft with experienced pilots



Concessions

- Brats
- Burgers
- Hotdogs
- Chips
- Soda/Water

R/C Pilots with Current AMA Membership welcome

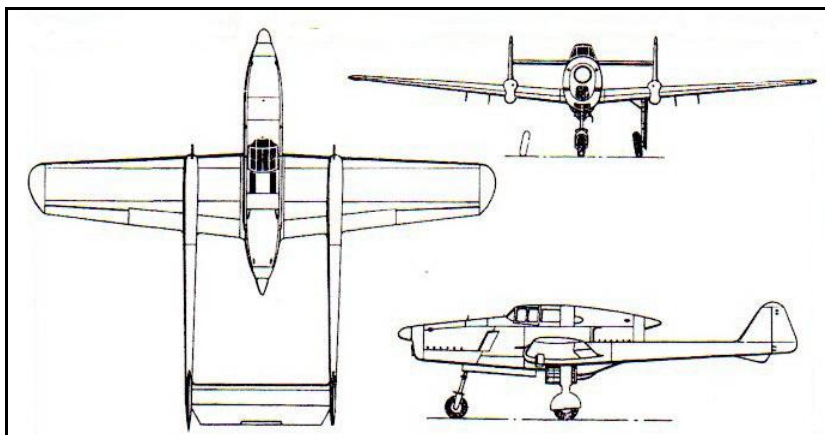


Directions From Hwy 169 in Jordan:

1. Go North on Cty Rd 9 at the intersection of Hwy 169 and 282 in Jordan (stop lights)
2. Turn left onto Cty Rd 57 in two blocks
3. The fairground entrance is 1-1/2 miles down on the left

Contact Info:
Tim W. (952) 297-5226

August Mystery Plane



Don't



Forget!

The TCRC Membership meeting on August 13th will be held at the Scott County Fairgrounds Flying Site in Jordan, weather permitting. This is because our field is still unavailable.

The grill will be on and dinner will be served at 5:30 PM. The meeting will start at 7:00 PM. Bring a plane and get some flying in before enjoying a dinner on the club and then attending the membership meeting.


The meeting for September 10th is hopefully scheduled for the Jordan field, weather and water permitting.

In case of bad weather, the meeting will be at its normal time of 7:00 PM at CrossPoint church in Bloomington. **J**

Besson MB 4-11

by Conrad Naegele

The July Mystery Plane was the French Besson MB 4-11.



Designed by Marcell Besson in 1932, this airplane was unusual from the outset, in that it was purpose-designed for use only on the French submarine "surcoef, as a scout -observation" plane.

The plane was of conventional construction, rag-and-tube, but with, of course, folding wings. It was housed in a steel tube, 22.6 feet long and 6.56 feet in diameter. The 'hanger' was housed directly behind the conning tower. The plane could be retrieved, assembled, and ready for launch in 4 minutes.

The MB 4-11 was designed as a single-seater, with no armaments at all. Two years later a second MB 4-11 was built, as a two-seater, same but with a slightly larger engine. The second plane was ordered while plane #1 was still in flight testing.

The sub was used only in French waters and the English Channel. On May 16, 1941, the Surcoef was sunk by a U.S. merchant ship, with no airplane on board. The whereabouts of either MB 4-11 was unknown, and that ended the story of these two airplanes.

The MB 4-11 was powered with a Salmson 9-cylinder radial engine that developed 175 horsepower. It had a wingspan of 39 feet 4.5 inches, a weight of 2,249 pounds and a speed of 115 mph. Its range was 404 miles. J

TCRC Apparel For Sale

TCRC's club apparel is available for sale at most membership meetings.

The apparel is pretty nifty looking.

Club treasurer Tim Wirtz has been organizing the order of the club apparel and now has for sale:

- TCRC Hats \$12.00
- TCRC Hatbands \$5.00
- TCRC Gray Sweatshirts \$18.00
- TCRC Gray T-Shirts \$12.00

The dark blue hatbands are to be worn on broad brim straw hats and should look pretty neat.

Tim has plenty of the hats and shirts in an array of sizes. See him at a meeting to get your new TCRC shirt or hat. J

TCRC meets every month on the 2nd Tuesday at 7:00 PM in Fellowship Hall of CrossPoint Church located on the southeastern corner of the intersection of 98th Street and France Avenue in Bloomington. Guests are welcome to attend these meetings.

TCRCOnline.com

Great Program On Flite-Metal At July Meeting

Chris O'Connor had the program at the July TCRC meeting, and it was a good one.



Chris O'Connor shows the members how easy it is to work with Flite-Metal. (Photo by Jim Cook)

Chris taught the members present how to work with and apply Flite-Metal to a surface, and he made it look very easy. To prove that point he let a couple of guys work with it themselves, and they did a nice job.



Although it was very easy to apply, he said working 1-1/2 hours per day, it took him one month to apply Flite-Metal to his giant-scale warbird. He said

that then it took him another month to sand the metal, using 320 wet sandpaper. He had the wing with him to show how the finished product looked – which was fantastic.



The finished product on the wing of Chris' warbird. (Photo by Jim Cook)



A close up showing the finish and rivet detail on the wing. (Photo by Jim Cook)

It was a great program and the members really felt that they had learned a new technique that they would hopefully be able to utilize in the future.

Thanks to Chris for another great program! **J**

If You Miss A Meeting You Miss Another Great Program!

Twin City Radio Controllers



HOBBY

HOBBYZONE

Check us out! 952-941-1866
info@hobbyzone.com

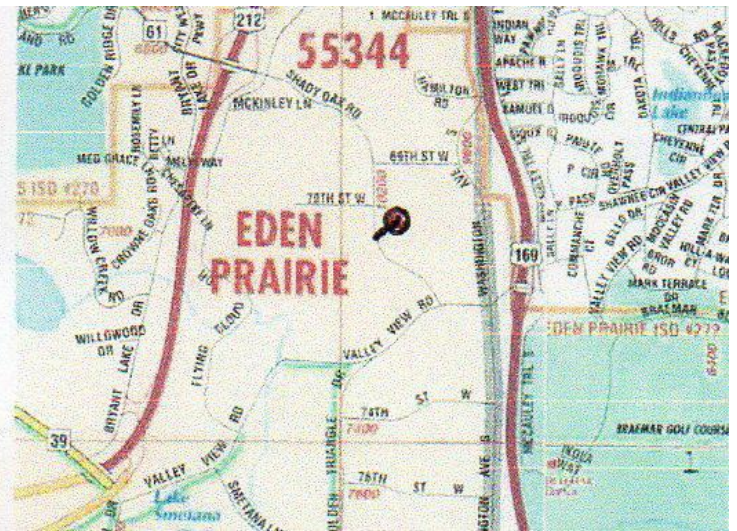
7171 Shady Oak Road
Eden Prairie, MN 55344

Monday - Friday	10AM - 5:30PM
Saturday	10AM - 4PM
Sunday	Closed

Most in-store prices are 5% - 10% OFF
online prices. Plus, every month we
select two popular items at 15% OFF!

www.hobbyzone.com

ZONE



BIG SKY HOBBY™

Great products, expert advice.

Open Monday thru Saturday, 10 am - 6 pm
Have Special Orders or Questions?
Contact: Jeremy@BigSkyHobby.com

